

More than
20 million Americans
will have a
wart this year...



Let us
give you a tip.



Histofreezer®

Cryosurgery at point-of-care.

With twenty million annual cases of warts treated by physicians in the U.S., it is important that proven technology is made available at point-of-care.¹ Cryotherapy is considered the gold standard for treating common warts and benign skin lesions.

It's safe, effective, and affordable.

Histofreezer®, an industry leader in portable cryosurgical systems, offers you this opportunity and provides such features as:

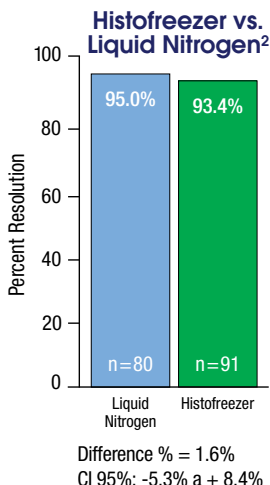
- Lower cost per treatment
- Excellent reimbursement
- Less than one minute procedure
- Resolution rates comparable to Liquid Nitrogen²

Enhancing your patient's care.

**NO
HAZMAT
FEE**

Histofreezer® has proven clinical performance

- Histofreezer demonstrated comparable results when compared to liquid nitrogen²
- The efficacy of Histofreezer has been proven through clinical studies and clinical use spanning 20 years²⁻⁶



Histofreezer® is non-invasive with quick treatment times

Treatment Times

Acrochordon (Skin Tags)	40 seconds
Actinic Keratosis (Facial)	15 seconds
Actinic Keratosis (Non-Facial)	40 seconds
Condyloma Acuminata (Genital Warts)	40 seconds
Lentigo (Facial)	15 seconds
Lentigo (Non-Facial)	40 seconds
Molluscum Contagiosum (MCV)	20 seconds
Seborrheic Keratosis	40 seconds
Verruca Plana (Flat Warts)	20 seconds
Verruca Plantaris (Plantar Warts)	40 seconds
Verruca Vulgaris (Common Warts)	40 seconds

Histofreezer®

Portable Cryosurgical System

Histofreezer® is safe and easy to use

Histofreezer is safe for use on adults and children 4 and over.⁸ Selecting either the 2mm or the 5mm Histofreezer applicator allows targeted treatment of the wart or benign lesion, reducing the chance of scarring.⁸

Histofreezer is user-friendly and requires just one hand to perform the procedure. Histofreezer ensures better patient compliance and the usage is as easy as 1-2-3. Treatment times are listed on the canister — no guessing!

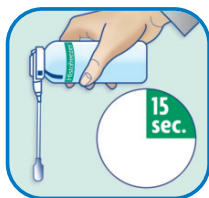
1



CHARGE

Charge the applicator by pressing valve until droplets start to form.

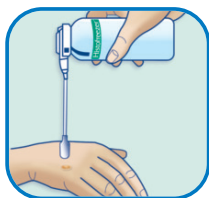
2



INVERT

Invert the canister for 15 seconds to achieve optimal freezing temperature.

3



APPLY

Apply the frozen applicator to lesion for 15-40 seconds.

See Histofreezer Directions for Use for indications and treatment times.

IMPORTANT: DO NOT PRESS VALVE WHILE THE HISTOFREEZER APPLICATOR IS IN CONTACT WITH PATIENT'S SKIN.³

Histofreezer® helps build your practice.

- Expand your patient services
- Retain treatment reimbursements within your practice
- Minimize patient referrals while maximizing practice resources

The Histofreezer® System is FDA-cleared for 9 indications and is recognized by Medicare, Medicaid and major insurance carriers (see *example below*).^{7,8}

Indication	CPT Code	Non-Facility Medicare Reimbursement ⁷	Estimated Level of Reimbursement/Kit	
			(36 application)	(70 application)
Skin Tags	11200	\$88.12	\$3,172.32	\$6,168.40
Actinic Keratosis	17000	\$75.23	\$2,708.28	\$5,266.10
Common Warts	17110	\$109.26	\$3,933.36	\$7,648.20
Flat Warts	17110	\$109.26	\$3,933.36	\$7,648.20
HPV (Male)	54056	\$141.86	\$5,106.96	\$9,930.20
HPV (Female)	56501	\$133.98	\$4,823.28	\$9,378.60
Lentigo	17110	\$109.26	\$3,933.36	\$7,648.20
MCV	17110	\$109.26	\$3,933.36	\$7,648.20
Plantar Warts	17110	\$109.26	\$3,933.36	\$7,648.20
Seborrheic Keratosis	17110	\$109.26	\$3,933.36	\$7,648.20

For further details, see CPT brochure: Getting Reimbursed for Cryosurgery

FREE SAMPLE KIT!
Order today at www.Histofreezer.com

Histofreezer®

Portable Cryosurgical System

Unique kits to meet your practice needs

60M2C+10 — VALUE KIT

- 70-140 applications per kit*
- (24) 2mm and (46) 5mm applicators
- Up to three-year shelf life
- Ideal for small and large lesions

36M1C — STARTER KIT

- 36-72 applications per kit*
- (12) 2mm and (24) 5mm applicators
- Up to three-year shelf life
- Ideal for small and large lesions

36F1C — 5MM SPECIALTY KIT

- 36-72 applications per kit*
- (36) 5mm applicators
- Up to three-year shelf life
- Ideal for treatment of larger lesions and plantar warts

40T1C — 2MM SPECIALTY KIT

- 40-80 applications per kit*
- (40) 2mm applicators
- Up to three-year shelf life
- Ideal for treatment of smaller lesions

* Results may vary. Dependent upon economical use type and treatment times of the frozen applicators, the applicator type, the wart/lesion type, and treatment times.



OraSure Technologies

220 East First Street • Bethlehem, PA 18015
Toll Free: 1-800-ORASURE • Fax: 610-882-3572
www.OraSure.com • www.Histofreezer.com

©2004-2014 OraSure Technologies, Inc. • Histofreezer Portable Cryosurgical System is a registered trademark of OraSure Technologies, Inc. • Manufactured by: OraSure Technologies, Inc., Bethlehem, PA 18015 USA • U.S. Patents #5738682 and #6092527 and various international patents. HIST00284 (rev. 02/14)

References: 1) More than 20 million Americans will have a wart this year... a) Henderson, MD et al, Skin-of-Color Epidemiology: A Report of the Most Common Skin Conditions by Race. *Pediatric Dermatology* Vol. 29, No. 5, 584-589, 2012. b) various additional studies on file at OraSure Technologies. 2) F. Caballero Martinez, MD, et al. Dermatological cryosurgery in primary care with dimethyl ether propane spray in comparison with liquid nitrogen. Translated from *Atención Primaria*. Vol. 18, No. 5, 211-216, 1996. 3. Study on AK & Lentigo, Claire Mills, R.N., Sonora Women's Clinic, 1999. 4. St. Luke's Hospital Study on Condyloma, Thomas Gaydos, M.D., et al., 1996. 5. Study on Plantar Warts, James Ricketti, D.P.M., Hightstown, N.J., 1992. 6. Study on the effectiveness of Dimethyl Ether and Propane, W.J.B. Swart, M.D., 1993. 7) CMS, Physician Fee Schedule accessed at: <http://www.cms.gov/Medicare/Medicare-Fee-for-Service-Payment/PhysicianFeeSched/index.html?redirect=/physicianfeesched/#> 8) Histofreezer® Portable Cryosurgical System Directions for Use.

CPT® is a registered trademark of the American Medical Association.